



TRICKS

Practice Cards



**Phonetic “TRICKS” Your Kids
Need to Know to Read and Write!**

Katy Huller

Other products by this author:

Kinders Can! READ and WRITE!

Alphabasics: Homework for all 26 Letters



Katy Huller

Visit www.KindersCanReadandWrite.com
for more products and information.

Find us on [Facebook](#) and [Twitter](#) for free
teaching tips!

**JKHTeach Educational Books
Waleska, GA**

Notice! Copies of these materials may be reproduced by a spirit master or any photocopy process by the purchaser for personal classroom use only. No part of this publication may be reproduced for storage in a retrieval system, or transmitted in any form by any means – electronic, mechanical, recording, etc. – without the prior written permission of the publisher. Reproduction of these materials is strictly prohibited.

Tricks Practice Cards

All rights reserved ---Printed in the U.S.A.

Copyright © 2013 Katy Huller

ISBN# 978-1-940066-03-5

JKHTeach Educational Books and Consulting, LLC

Email: Katy@JKHTeach.com

www.JKHTeach.com

How to Use Your Tricks Practice Cards!

We recommend **posting** a printed, laminated version of your Tricks Practice Cards on a prominent wall in your classroom. Simply print out each digital page, laminate, and post. Then, go over the display together as a class, saying, “S and the h (point to each letter as you say them) say /sh/ (point to letter combination as a whole) as in /sh/ /iiii/p/ (point to each letter and/or letter combination as you sound the word out), *ship* (point to word and say it as a whole).” Then practice reading the words on the next page that go with that “trick” by *sounding them out* together. Alternatively, you can simply go on to the next “trick.”

In addition, you can create a small **flip chart** out of your Tricks Practice Cards by punching two holes on the top of each printed, laminated page (one hole on the left and one hole on the right) and binding the pages together with metal rings. This compilation can be used to review the “tricks” with smaller groups of children.

You can also view this product **electronically** by using a classroom projector.

Teach Your Kids the TRICKS!

sh



ship

shop


shed

shut

wish

finish

er



flower

her

after

never

dinner

person

th



think

with

this

that

then

them

or



horn

or


for

born

storm

forget

ch



chick

chin

such

much

catch

chicken

**Thanks for your
interest in this
product!**

**To read the rest, purchase
your copy TODAY!**

**All the best and much
success,**

Katy Huller

www.KidsCanReadandWrite.com