


MORE

TRICKS

Practice Cards

Set 2 --ADVANCED



**Phonetic "TRICKS" Your Kids
Need to Know to Read and Write!**

Katy Huller

Other products by this author:

Tricks Practice Cards (Set 1)

Kinders Can! READ and WRITE!

Alphabasics: Homework for all 26 Letters



Katy Huller

Visit www.KindersCanReadandWrite.com
for more products and information.

Find us on [Facebook](#) and [Twitter](#) for free
teaching tips!

**JKHTeach Educational Books and Consulting, LLC
Waleska, GA**

Notice! Copies of these materials may be reproduced by a spirit master or any photocopy process by the purchaser for personal classroom use only. No part of this publication may be reproduced for storage in a retrieval system, or transmitted in any form by any means – electronic, mechanical, recording, etc. – without the prior written permission of the publisher. Reproduction of these materials is strictly prohibited.

Tricks Practice Cards – Set 2

All rights reserved ---Printed in the U.S.A.

Copyright © 2013 Katy Huller

ISBN# 978-1-940066-09-7

JKHTeach Educational Books and Consulting, LLC

Email: Katy@JKHTeach.com

www.JKHTeach.com

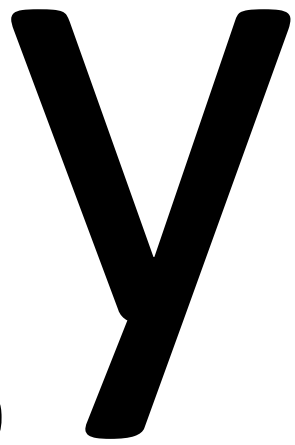
How to Use Your Tricks Practice Cards!

We recommend **posting** a printed, laminated version of your Tricks Practice Cards on a prominent wall in your classroom. Simply print out each digital page, laminate, and post. Then, go over the display together as a class, saying, “Y at the end of a word says /ī/, as in /c/r//ī/ -- cry.” (Point to each “trick” and/or letter as you go over them and/or make their sounds. Point to the word as you put it together and say it.) Then practice reading the words on the next page that go with that “trick” by *sounding them out* together. Alternatively, you can simply go on to the next “trick.”

In addition, you can create a small **flip chart** out of your Tricks Practice Cards by punching two holes on the top of each printed, laminated page (one hole on the left and one hole on the right) and binding the pages together with metal rings. This compilation can be used to review the “tricks” with smaller groups of children.

You can also view this product **electronically** by using a classroom projector.

Teach Your Kids the TRICKS!



(After 1 or 2 letters)



cry

my

by

try

fly

why

y



(After 3 or more letters)



penny

jelly

silly

funny

messy

really

ay



pay

day

way

play

stay

spray

ed



(Unless after a **t** or a **d**!)



kicked

jumped

played

helped

called

dropped

ted



lifted

shouted


started

waited

counted

rested

ded



added

handed

landed

nodded

mended

pounded

**Thanks for your
interest in this
product!**

**To read the rest, purchase
your copy TODAY!**

**All the best and much
success,**

Katy Huller

www.KidsCanReadandWrite.com